

Image used for illustration purposes only



*Assembled in the USA using domestic and foreign parts

Power Ratings		
GGW275	Standby	275 kVA/220 kW
	Prime	248 kVA/198 kW

Codes and Standards

PRAMAC products are designed to the following standards:



BS5514 and DIN 6271



SAE J1349



NFPA 37, 70, 99, 110



NEC700, 701, 702, 708



ISO 3046, 7637, 8528, 9001



NEMA ICS10, MG1, 250, ICS6, AB1



ANSI C62.41

ENERGY GENERATION

PRAMAC ensures superior quality and performance by managing all aspects of production: from design to manufacturing.

PRAMAC can trace its roots back to 1966; from then onwards it has been expanding its activity in the energy and material-handling sector, continuously growing globally with a wide and flexible product range.

In the field of power generation, PRAMAC offers solutions for every kind of power supply demand: portable and industrial generators for stand by and prime power applications and mobile and towable lighting for outdoor needs.

PRAMAC operates through a wide distribution network and provides global coverage even in the most demanding markets.



STANDARD FEATURES

ENGINE SYSTEM

- Oil Drain Extension
- Heavy Duty Air Cleaner
- Fan Guard
- Stainless Steel Flexible Exhaust Connection
- Factory Filled Oil and Coolant
- Radiator Duct Adapter (Open Set Only)
- Critical Exhaust Silencer (Enclosed Only)

Fuel System

- Fuel Line – NPT Connection
- Primary and Secondary Fuel Shutoff

Cooling System

- Closed Coolant Recovery System
- UV/Ozone Resistant Hoses
- Factory-Installed Radiator
- 50/50 Ethylene Glycol Antifreeze

Electrical System

- Battery Charging Alternator
- Battery Cables
- Battery Tray
- Rubber-Booted Engine Electrical Connections
- Solenoid Activated Starter Motor

ALTERNATOR SYSTEM

- GENprotect™
- Class H Insulation Material
- 2/3 Pitch
- Skewed Stator
- Permanent Magnet Excitation
- Sealed Bearing
- Amortisseur Winding
- Full Load Capacity Alternator

GENERATOR SET

- Internal Genset Vibration Isolation
- Separation of Circuits-High/Low Voltage
- Separation of Circuits-Multiple Breakers
- Wrapped Exhaust Piping (Enclosed Only)
- Standard Factory Testing
- 1 Year Limited Warranty or 1,000 Hours
- Silencer Mounted in the Discharge Hood (Enclosed Only)

ENCLOSURE (If Selected)

- Rust-Proof Fasteners with Nylon Washers to Protect Finish
- High Performance Sound-Absorbing Material (Sound Attenuation Enclosures)
- Gasketed Doors
- Stamped Air-Intake Louvers
- Upward Facing Discharge Hoods (Radiator and Exhaust)
- Stainless Steel Lift Off Door Hinges
- Stainless Steel Lockable Handles
- RhinoCoat™ - Textured Polyester Powder Coat Paint

CONTROL SYSTEM



Digital H Control Panel—Dual 4x20 Display

Program Functions

- Programmable Crank Limiter
- 7-Day Programmable Exerciser
- Special Applications Programmable Logic Controller
- RS-232/485 Communications
- 3-Phase Sensing Digital Voltage Regulator
- 2-Wire Start Capability
- Date/Time Fault History (Event Log)
- Isochronous Governor Control
- Waterproof/Sealed Connectors
- Audible Alarms and Shutdowns
- Not in Auto (Flashing Light)

- Auto/Off/Manual Switch
- E-Stop (Red Mushroom-Type)
- NFPA110 Level I and II (Programmable)
- Customizable Alarms, Warnings, and Events
- Modbus® Protocol
- Predictive Maintenance Algorithm
- Sealed Boards
- Password Parameter Adjustment Protection
- Single Point Ground
- 16 Channel Remote Trending
- 0.2 msec High Speed Remote Trending
- Alarm Information Automatically Annunciated on the Display

Full System Status Display

- Power Output (kW)
- Power Factor
- kW Hours, Total, and Last Run
- Real/Reactive/Apparent Power
- All Phase AC Voltage
- All Phase Currents
- Oil Pressure
- Coolant Temperature
- Coolant Level

- Engine Speed
- Battery Voltage
- Frequency

Alarms and Warnings

- Oil Pressure
- Coolant Temperature
- Coolant Level
- Low Fuel Pressure Alarm
- Engine Overspeed
- Battery Voltage
- Alarms and Warnings Time and Date Stamped
- Snap Shots of Key Operation Parameters During Alarms and Warnings
- Alarms and Warnings Spelled Out (No Alarm Codes)



CONFIGURABLE OPTIONS

ENGINE SYSTEM

- Engine Coolant Heater
- Air Filter Restriction Indicator
- Stone Guard (Open Set Only)
- Critical Exhaust Silencer (Open Set Only)

ELECTRICAL SYSTEM

- 10A Battery Charger

ALTERNATOR SYSTEM

- Alternator Upsizing
- Anti-Condensation Heater
- Tropical Coating

CIRCUIT BREAKER OPTIONS

- Main Line Circuit Breaker
- Shunt Trip and Auxiliary Contact
- Electronic Trip Breaker

GENERATOR SET

- GenLink® Communications Software (English Only)
- Extended Factory Testing (3-Phase Only)
- Pad Vibration Isolators

ENCLOSURE

- Weather Protected Enclosure
- Level 1 Sound Attenuation
- Level 2 Sound Attenuation
- Level 2 Sound Attenuation with Motorized Dampers
- Steel Enclosure
- Aluminum Enclosure
- Up to 321 KMH Wind Load Rating*
- AC/DC Enclosure Lighting Kit
- Door Open Alarm Switch

CONTROL SYSTEM

- 21-Light Remote Annunciator
- Remote Relay Assembly (8 or 16)
- Oil Temperature Indicator with Alarm
- Remote E-Stop (Break Glass-Type, Surface Mount)
- Remote E-Stop (Red Mushroom-Type, Surface Mount)
- Remote E-Stop (Red Mushroom-Type, Flush Mount)
- Remote Communication – Modem
- 10A Run Relay

*Contact factory for availability.

ENGINEERED OPTIONS

ENGINE SYSTEM

- Coolant Heater Ball Valves
- Fluid Containment Pan

ALTERNATOR SYSTEM

- 3rd Breaker System

CONTROL SYSTEM

- Spare Inputs (x4) / Outputs (x4)
- Battery Disconnect Switch

GENERATOR SET

- Special Testing
- Battery Box

GGW275G | 14.2L | 275kVA

INDUSTRIAL SPARK-IGNITED GENERATOR SET

PRAMAC | Power Engineering Division



APPLICATION AND ENGINEERING DATA

ENGINE SPECIFICATIONS

General

Make	Generac
Cylinder #	6
Type	In-line
Displacement – L (in ³)	14.17 (864.71)
Bore – mm (in)	135 (5.31)
Stroke – mm (in)	165 (6.50)
Compression Ratio	9.5:1
Intake Air Method	Turbocharged/Aftercooled
Number of Main Bearings	7
Connecting Rods	Carbon Steel
Cylinder Head	Cast Iron GT250, OHV
Cylinder Liners	Ductile Iron
Ignition	Electronic
Piston Type	Aluminum
Crankshaft Type	Ductile Iron
Lifter Type	Solid
Intake Valve Material	Special Heat-Resistant Steel
Exhaust Valve Material	High Temp Steel Alloy
Hardened Valve Seats	High Temp Steel Alloy

Engine Governing

Governor	Electronic
Frequency Regulation (Steady State)	±0.25%

Lubrication System

Oil Pump Type	Gear
Oil Filter Type	Full-Flow Spin-On Cartridge
Crankcase Capacity – L (qt)	34.3 (36.2)

ALTERNATOR SPECIFICATIONS

Standard Model	Generac 520 mm
Poles	4
Field Type	Revolving
Insulation Class - Rotor	H
Insulation Class - Stator	H
Total Harmonic Distortion	<5%
Telephone Interference Factor (TIF)	<50

Cooling System

Cooling System Type	Pressurized Closed Recovery
Fan Type	Pusher
Fan Speed – rpm	1,894
Fan Diameter – mm (in)	762 (30)

Fuel System

Fuel Type	Natural Gas
Carburetor	Down Draft
Secondary Fuel Regulator	Standard
Fuel Shut Off Solenoid	Standard (Dual)
Operating Fuel Pressure – kPa (in H ₂ O)	1.7–2.7 (7–11)

Engine Electrical System

System Voltage	24 VDC
Battery Charger Alternator	Standard
Battery Size	See Battery Index 10000016949
Battery Voltage	(2) - 12 VDC
Ground Polarity	Negative

Standard Excitation	Permanent Magnet
Bearings	Sealed Ball
Coupling	Direct via Flexible Disc
Prototype Short Circuit Test	Yes
Voltage Regulator Type	Full Digital
Number of Sensed Phases	All
Regulation Accuracy (Steady State)	±0.25%

GGW275G | 14.2L | 275kVA

INDUSTRIAL SPARK-IGNITED GENERATOR SET

PRAMAC | Power Engineering Division



OPERATING DATA

POWER RATINGS – NATURAL GAS

	Standby	Prime
Three-Phase 231/400 VAC @0.8pf	275 kVA/220 kW Amps: 397	248 kVA/198 kW Amps: 357

STARTING CAPABILITIES (sKVA)

sKVA vs. Voltage Dip

		231/400 VAC					
Alternator	kW	10%	15%	20%	25%	30%	35%
Standard	300	303	454	605	757	908	1,059

FUEL CONSUMPTION RATES*

Natural Gas – m³/hr (ft³/hr)

Percent Load	Standby	Prime
25%	25.7 (907)	23.1 (816)
50%	39.2 (1,384)	35.3 (1,246)
75%	52.7 (1,862)	47.4 (1,676)
100%	66.2 (2,339)	59.6 (2,105)

* Fuel supply installation must accommodate fuel consumption rates at 100% load.

COOLING

		Standby	Prime
Air Flow (Inlet Air Combustion and Radiator)	m ³ /min (ft ³ /min)	452.7 (15,987)	452.7 (15,987)
Coolant Flow	L/min (gal/min)	333 (88)	333 (88)
Coolant System Capacity	L (gal)	54.9 (14.5)	54.9 (14.5)
Heat Rejection to Coolant	(kW) (BTU/hr)	256 (872,408)	230 (785,167)
Maximum Operating Ambient Temperature	°C (°F)	50 (122)	50 (122)
Maximum Operating Ambient Temperature (Before Derate)		See Bulletin 10000011319	
Maximum Radiator Backpressure	kPa (in H ₂ O)	0.12 (0.5)	0.12 (0.5)

COMBUSTION AIR REQUIREMENTS

	Standby	Prime
Flow at Rated Power – m ³ /min (cfm)	21.7 (766)	19.5 (689)

ENGINE

		Standby	Prime
Rated Engine Speed	rpm	1,500	1,500
Horsepower at Rated kW	hp	415	362
Piston Speed	m/min (ft/min)	1,949 (594)	1,949 (594)
BMEP	kPa (psi)	1,455 (211)	1,048 (152)

EXHAUST

		Standby	Prime
Exhaust Flow (Rated Output)	m ³ /min (cfm)	75.8 (2,677)	68.2 (2,409)
Max. Allowable Backpressure	kPa (inHg)	2.54 (0.75)	2.54 (0.75)
Exhaust Temp (Rated Output - Post Silencer)	°C (°F)	732 (1,350)	723 (1,334)

Deration – See Bulletin 10000011339
 Standby – See Bulletin 10000018933
 Prime – See Bulletin 10000018926

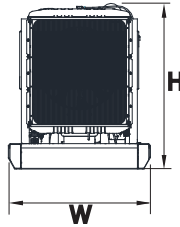
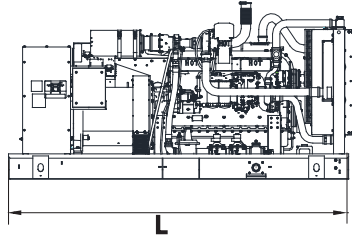
GGW275G | 14.2L | 275kVA

INDUSTRIAL SPARK-IGNITED GENERATOR SET

PRAMAC | Power Engineering Division

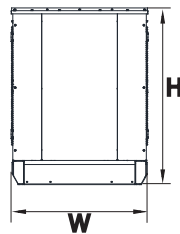
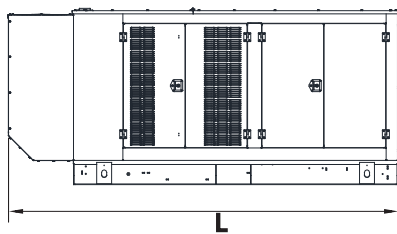


DIMENSIONS AND WEIGHTS*



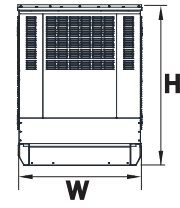
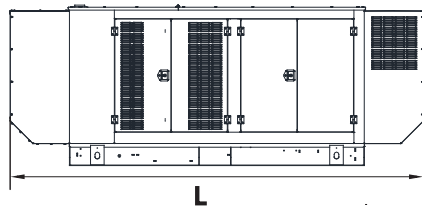
OPEN SET (Includes Exhaust Flex)

L x W x H – mm (in)	3,455 (136.0) x 1,463 (57.6) x 1,724 (67.9)
Weight – kg (lbs)	2,852 (6,274)



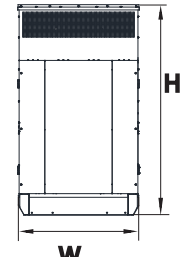
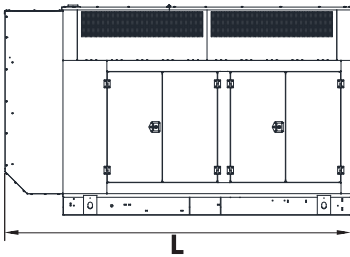
STANDARD ENCLOSURE

L x W x H – mm (in)	4,437 (174.7) x 1,460 (57.5) x 1,976 (77.8)
Weight – kg (lbs)	Steel: 3,562 (7,836) Aluminum: 3,201 (7,042)



LEVEL 1 ACOUSTIC ENCLOSURE

L x W x H – mm (in)	5,085 (200.2) x 1,460 (57.5) x 1,976 (77.8)
Weight – kg (lbs)	Steel: 3,772 (8,829) Aluminum: 3,292 (7,242)



LEVEL 2 ACOUSTIC ENCLOSURE

L x W x H – mm (in)	4,588 (108.7) x 1,460 (57.5) x 2,725 (107.3)
Weight – kg (lbs)	Steel: 4,032 (8,870) Aluminum: 3,403 (7,487)

* Specification characteristics may change without notice. Dimensions and weights are for preliminary purposes only. Please consult a PRAMAC Industrial Dealer for detailed installation drawings.